

Factsheet

Swiss stock exchange (SIX)

Marketing document

Investment focus

BB Biotech actively invests worldwide in fast growing companies developing and marketing innovative biotech drugs. At least 90% of its shareholdings must be in listed companies, while always holding more than 50% of its assets in equity investments. The target portfolio of BB Biotech will generally consist of 20 to 35 participations. Large positions will be taken in five to eight companies, the top holdings. Together they will account for no more than two-thirds of the portfolio and no single position will have a weighting greater than 25% of portfolio investments. Due to their substantial portfolio weighting, the top holdings should be generating both revenues and income. The portfolio's smaller participations are companies with promising drug candidates in their R&D pipelines. Investments are selected according to a thorough, multi-level due diligence process, with a particular focus placed on the analysis of financial parameters, the respective competitive environment, the development pipeline, the patent portfolio, and end-client perception. ESG factors are taken into consideration while implementing the aforementioned investment objectives.

Facts

Share price	CHF 37.35
Net Asset Value (NAV)	CHF 45.40
Premium/(Discount)	-17.7%
Market capitalization	CHF 2'069.2 mn
Investment manager	Bellevue Asset Management AG

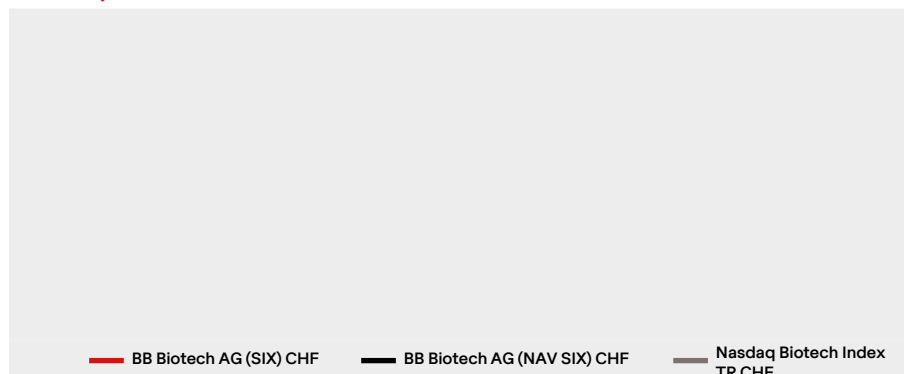
AIC sector	Biotechnology
Benchmark (BM)	Nasdaq Biotech Index TR
Foundation	16.11.1993
Fiscal year end	31.12
Financial reports	Quarterly
Bloomberg	BION SW Equity
Valor	3838999
ISIN code	CH0038389992
WKN	AONFN3
Legal structure	Incorporate company
Share type	Registered shares
Share structure	55.4 mn
Management fee	All-in 1.10%
EU SFDR 2019/2088	Article 8

Key figures

Beta	1.34
Correlation	0.92
Volatility	32.4%
Tracking Error	15.05
Active Share	80.28
Sharpe Ratio	0.01
Information Ratio	0.14
Jensen's Alpha	2.83

Source: BB Biotech AG, 30.11.2024;
Calculation based on the Net Asset Value (NAV) over the last 3 years.

Indexed performance since launch



Cumulative & annualised performance

Cumulative

	1M	YTD	1Y	3Y	5Y	10Y	ITD
Share	2.3%	-8.8%	2.4%	-44.5%	-29.9%	37.2%	1706.2%
NAV	4.4%	12.0%	21.4%	-10.1%	-3.3%	32.6%	2094.3%
BM	1.8%	12.4%	21.7%	-4.8%	13.2%	41.4%	1356.1%

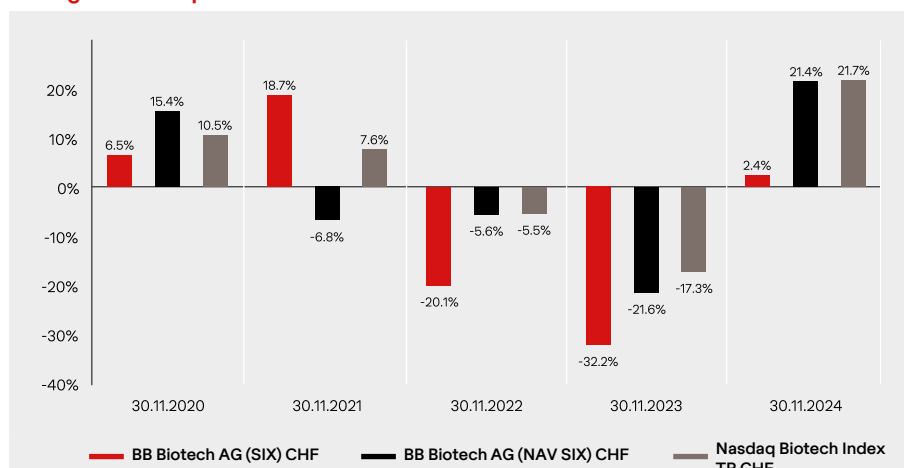
Annualised

	1Y	3Y	5Y	10Y	ITD
Share	2.4%	-17.8%	-6.9%	3.2%	9.8%
NAV	21.4%	-3.5%	-0.7%	2.9%	10.5%
BM	21.7%	-1.6%	2.5%	3.5%	9.0%

Annual performance











	2019	2020	2021	2022	2023	YTD
Share	18.5%	19.3%	8.3%	-24.3%	-18.1%	-8.8%
NAV	23.4%	24.3%	-11.5%	-11.0%	-7.4%	12.0%
BM	23.0%	15.8%	3.0%	-9.1%	-4.8%	12.4%

Rolling 12-month-performance







Source: BB Biotech AG, 30.11.2024; all figures in CHF %, total return-methodology
Past performance is not a reliable indicator of future results and can be misleading. Changes in the rate of exchange may have an adverse effect on prices and incomes. All performance figures reflect the reinvestment of dividends and do not take into account the commissions and costs incurred on the issue and redemption of shares, if any. The reference benchmark is used for performance comparison purposes only (dividend reinvested). No benchmark is directly identical to the investment company, thus the performance of a benchmark is not a reliable indicator of future performance of BB Biotech it is compared to. There can be no assurance that a return will be achieved or that a substantial loss of capital will not be incurred.


Top 10 positions

Argenx		11.5%
Ionis Pharmaceuticals		10.6%
Vertex Pharmaceuticals		8.0%
Revolution Medicines		7.4%
Alnylam Pharmaceuticals		7.4%
Neurocrine Biosciences		7.2%
Intra Cellular Therapies		6.1%
Agios Pharmaceuticals		5.6%
Incyte		4.8%
Moderna		3.6%
Total top 10 positions		72.5%
Total positions		31

Sector breakdown

Small Molecule		56.0%
RNA		22.8%
Antibody		18.0%
Gene- and cell therapy		3.1%

Currency breakdown

USD		100.0%
-----	---	--------

Market commentary

In November BB Biotech's share price increased by 2.3% in CHF and the Net Asset Value increased by 2.4% in USD. The Nasdaq Biotech Index in USD was unchanged in November.

In November, the spotlight was on the election of Donald Trump as US president. A key point of interest was Trump's proposed appointment of Robert F. Kennedy Jr. as the Head of the Health and Human Services Department (HHS), though this nomination awaits Senate approval. Additionally, the announcement of Dr. Martin Makary as the new FDA Commissioner got attention, given the FDA's important role in drug approvals based on safety and efficacy data. As we navigate the evolving US political landscape, we are particularly focused on developments that impact the biotech industry.

Please find below selected highlights from a few of BB Biotech's portfolio companies in November:

Argenx (+5.2%, in USD) announced on November 20 the decision to continue the development of their lead asset efgartigimod in all three subsets of myositis following the interim read-out of the Phase II. The Phase II has already been enrolling patients "at risk" to speed up the development in these high need indications.

Sage Therapeutics (-10.0%, in USD) announced on November 20 topline results from the Phase II DIMENSION study of dalzanemdor (SAGE-718) in participants with cognitive impairment (CI) associated with Huntington's Disease (HD). In the study, dalzanemdor did not demonstrate a statistically significant difference versus placebo on the primary and secondary endpoints. Based on these results, the company does not plan to further develop dalzanemdor.

Biohaven (-7.5%, in USD) announced on November 25 an update regarding their clinical trial with taldefgrobep alfa in Spinal Muscular Atrophy (SMA). Despite some encouraging trends observed in the taldefgrobep alfa arm across multiple motor function endpoints the magnitude of effect did not turn out to be statistically different compared to placebo.

Scholar Rock (40.3%, in USD) share did appreciate on the back of Biohaven's taldefgrobep alpha's failure in spinal muscular atrophy (SMA) as the company has now a competitor less. Scholar Rock's lead asset apitegromab is set to become the first-in class myostatin agent in SMA.

Outlook

BB Biotech remains optimistic about the sector's prospects. Major patent cliffs are looming for big pharma through the end of the decade and beyond; this will likely drive further M&A activity as organic pipelines struggle to replace lost revenues, generating ongoing consolidation. With our strengthened fundamentals, upcoming clinical milestones, and supportive market dynamics, we are well-positioned to capitalize on opportunities and navigate challenges.

Source: BB Biotech AG, 30.09.2024;

For illustrative purposes only. Holdings and allocations are subject to change. Any reference to a specific company or security does not constitute a recommendation to buy, sell, hold or directly invest in the company or securities. Where the Sub-Fund is denominated in a currency other than an investor's base currency, changes in the rate of exchange may have an adverse effect on price and income.

Risk and return profile

The investment company's objective is to generate attractive and competitive capital growth in the long term. It is therefore particularly suited to investors with an investment horizon of at least 5 years who want to selectively diversify their portfolio with investments in the biotechnology sector and who are willing to accept the equity risks typical of this sector.

Target market

The investment company is suitable for retail and professional investors in Switzerland as well as for professional and semi-professional investors in Germany and professional investors in the UK.

Board of Directors

Dr. Thomas von Planta (president)
 Dr. Clive Meanwell
 Dr. Pearl Huang
 Laura Hamill
 Camilla Soenderby
 Prof. Dr. Mads Krosgaard Thomsen

Investor Relations



Dr. Silvia Siegfried-
 Investor Relations
 +41 44 267 72 66
 ssc@bellevue.ch



Claude Mikkelsen
 Investor Relations
 +44 7557 048 577
 cmi@bellevue.ch



Maria-Grazia Alderuccio
 Investor Relations
 +41 44 267 67 14
 mga@bellevue.ch

Benefits

- Unique opportunity for European investors to access the global biotech sector, a non-cyclical growth industry that is strongly supported by increasing demand, driven by demographic trends and life style changes.
- New innovative drugs and technologies are powering sustainable momentum in the biotech sector.
- Focus on a diversified portfolio of profitable companies as well as small and midcap companies with strong pipelines.
- Management Team with strong scientific and medical expertise. Renowned Board of Directors.
- Attractive dividend policy; Dividend payment of 5% p.a.

Sustainability Profile – ESG

EU SFDR 2019/2088 product category: Article 8

Exclusions:	ESG Risk Analysis:	Stewardship:
Compliance UNGC, HR, ILO	ESG-Integration	Engagement
Norms-based exclusions		Proxy Voting
Controversial weapons		

Key Figures:

CO ₂ -intensity (t CO ₂ /mn USD sales):	31.9 (Low)	Coverage:	97%
MSCI ESG Rating (AAA - CCC):	BBB	Coverage:	93%

Based on portfolio data as per 30.11.2024; – ESG data base on MSCI ESG Research and are for information purposes only; compliance with global norms according to the principles of UN Global Compact (UNGC), UN Guiding Principles for Business and Human Rights (HR) and standards of International Labor Organisation (ILO); no involvement in controversial weapons; norms-based exclusions based on annual revenue thresholds; ESG Integration: Sustainability risks are considered while performing stock research and portfolio construction; Stewardship: Engagement in an active and constructive dialogue with company representatives on ESG aspects as well as exercising voting rights at general meetings of shareholders. MSCI ESG Rating ranges from "leaders" (AAA-AA), "average" (A, BBB, BB) to "laggards" (B, CCC). The CO₂-intensity expresses MSCI ESG Research's estimate of GHG emissions measured in tons of CO₂ per USD 1 million sales. The decision to invest in the promoted fund should take into account all the characteristics or objectives of the promoted fund as described in the prospectus. For further information c.f. www.bellevue.ch/sustainability-at-portfolio-level.

Investment Management Team



Dr. Daniel Koller
 Head Investment Management Team



Dr. Christian Koch
 Deputy Head Investment Management Team



Dr. Maurizio Bernasconi
 Deputy Head Investment Management Team



Dr. Leonidas Georgiou
 Investment Management Team



Dr. Samuel Croset
 Investment Management Team



Dr. Olivia Woolley
 Investment Management Team



Dr. Can Buldun-Gora
 Investment Management Team



Dr. Anna Guinot Aguado
 Investment Management Team

Bellevue Asset Management AG is responsible for portfolio management, finance, marketing, sales and administration of BB Biotech AG.



Important information

This marketing document relates to BB Biotech AG (hereinafter the "Company"). In Switzerland, the Company is structured as a holding company with fixed capital (SICAF, cf. Art. 110 ff. of the Swiss Collective Investment Schemes Act, "CISA"), but it is not subject to the CISA due to its listing on the SIX Swiss Exchange and the German Stock Exchange (Art. 2 para. 3 and Art. 110 para. 1c CISA); instead the Company is subject to the supervision of the respective stock exchange authorities. This marketing document is issued by Bellevue Asset Management AG, which is an authorized asset manager subject to the supervision of the Swiss Financial Market Supervisory Authority (FINMA) and which acts as the Investment Manager of the Company.

This communication is issued in the UK by Bellevue Asset Management (UK) Ltd, which is authorised and regulated by the Financial Conduct Authority (FRN: 825152). Consequently, this communication is only made available to professional clients and eligible counterparties as defined by the FCA. The rules made under the Financial Services and Markets Act 2000 for the protection of retail clients may not apply. The Financial Services Compensation Scheme is unlikely to be available.

The prospectus, statutes, the annual and quarterly reports, share price information and other data about the Company can be obtained free of charge in English and German from the Company, BB Biotech AG, Schwertstrasse 6, CH-8200 Schaffhausen, from the Investment Manager of the Company, Bellevue Asset Management AG, Seestrasse 16, CH-8700 Küsnacht, or online at www.bbbiotech.ch.

This document is neither directed to, nor intended for distribution to or use by, any person or entity who is a citizen or resident of any locality, state, country or jurisdiction where such distribution, publication, availability or use would be contrary to law or regulation. In particular, it is not intended for distribution to any US person within the meaning of Regulation S of the US Securities Act of 1933, as amended. The information and data presented in this document are not to be considered as an offer to buy or sell or an invitation to buy any securities or financial instruments. The information, opinions and estimates contained in this document reflect a judgment at the original date of release and are subject to change without notice. This information does not take into account the specific or future investment objectives, financial or tax situation or particular needs of any specific recipient and in particular tax treatment depends on individual circumstances and may be subject to change. This document is not to be relied upon in substitution for the exercise of independent judgment. Before making an investment decision, investors are recommended to ascertain if this investment is suitable for them in the light of their financial knowledge and experience, investment goals and financial situation, or to obtain specific advice from an industry professional. The details and opinions contained in this document are not to be considered as a recommendation or as investment advice.

Every investment involves risk, especially with regard to fluctuations in value and return, and investors' capital may be at risk. If the currency of a financial product is different from your reference currency, the return can increase or decrease as a result of currency fluctuations. Past performance is not an indicator of the current or future performance. Any benchmarks/indices cited herein are provided for information purposes only. No benchmark/index is directly comparable to the investment objectives, strategy or the investment universe of the Company. The performance of a benchmark is not an indicator of the Company's past or future performance. Financial transactions should only be undertaken after having carefully studied the current valid prospectus and they are only valid on the basis of the latest version of the prospectus and available annual and quarterly reports. Please take note of the risk factors.

© 2024 MSCI ESG Research LLC. Reproduced by permission. Although Bellevue Asset Management information providers, including without limitation, MSCI ESG Research LLC and its affiliates (the "ESG Parties"), obtain information from sources they consider reliable, none of the ESG Parties warrants or guarantees the originality, accuracy and/or completeness of any data herein. None of the ESG Parties makes any express or implied warranties of any kind, and the ESG Parties hereby expressly disclaim all warranties of merchantability and fitness for a particular purpose, with respect to any data herein. None of the ESG Parties shall have any liability for any errors or omissions in connection with any data herein. Further, without limiting any of the foregoing, in no event shall any of the ESG Parties have any liability for any direct, indirect, special, punitive, consequential or any other damages (including lost profits) even if notified of the possibility of such damages.

Copyright © 2024 Bellevue Asset Management AG. All rights reserved.