

## Investment focus

BB Biotech invests worldwide in fast growing companies developing and marketing innovative biotech drugs. At least 90% of its shareholdings must be in listed companies, while always holding more than 50% of its assets in equity investments. The target portfolio of BB Biotech will generally consist of 20 to 35 participations. Large positions will be taken in five to eight companies, the top holdings. Together they will account for no more than two-thirds of the portfolio and no single position will have a weighting greater than 25% of portfolio investments. Due to their substantial portfolio weighting, the top holdings should be generating both revenues and income. The portfolio's smaller participations are companies with promising drug candidates in their R&D pipelines. Investments are selected according to a thorough, multi-level due diligence process, with a particular focus placed on the analysis of financial parameters, the respective competitive environment, the development pipeline, the patent portfolio, and end-client perception.

## Facts

Share price	CHF 84.40
Net Asset Value (NAV)	CHF 75.85
Premium/(Discount)	11.3%
Market capitalisation	CHF 4'675.8 mn

Investment manager	Bellevue Asset Management AG
AIC sector	Biotechnology
Benchmark (BM)	Nasdaq Biotech Index TR
Foundation	09.11.1993
Fiscal year end	31.12.
Financial reports	Quarterly

Bloomberg	BION SW Equity
Valor	3838999
ISIN code	CH0038389992
WKN	AONFN3

Legal structure	Incorporate company
Share type	Registered shares
Share structure	55.4 mn
Management fee	All-in 1.10%

## Key figures

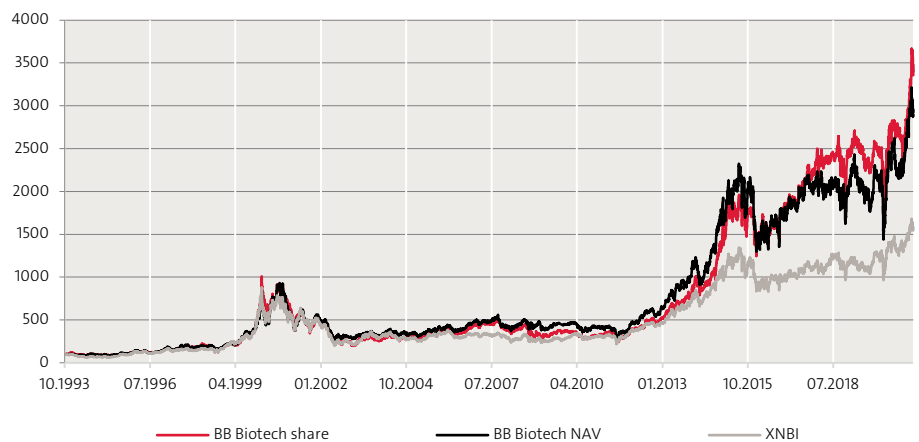
Beta	1.16
Correlation	0.94
Volatility	34.3%

Tracking Error	12.97
Active Share	76.11

Sharpe Ratio	0.53
Information Ratio	0.26
Jensen's Alpha	1.53

Source: BB Biotech AG, 28.02.2021;  
Calculation based on the Net Asset Value (NAV) over the last 3 years.

## Indexed performance since launch



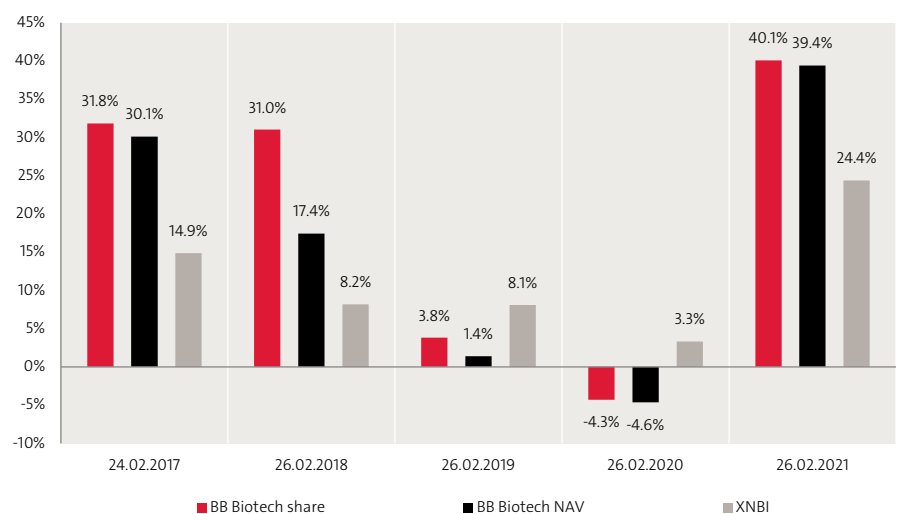
## Cumulated & annualized performance

	Cumulated						Annualized			
	1 month	YTD	1 year	3 years	5 years	since launch	1 year	3 years	5 years	since launch
Share	4.5%	13.8%	40.1%	39.2%	133.0%	3256.3%	40.1%	11.6%	18.4%	13.7%
NAV	-1.2%	7.9%	39.4%	34.8%	103.5%	2797.0%	39.4%	10.5%	15.2%	13.1%
BM	-0.1%	6.7%	24.4%	38.9%	69.0%	1451.1%	24.4%	11.6%	11.1%	10.6%

## Annual performance

	2016	2017	2018	2019	2020	YTD
Share	0.2%	22.9%	-5.2%	18.5%	19.3%	13.8%
NAV	-19.3%	23.4%	-14.5%	23.4%	24.3%	7.9%
BM	-20.0%	16.4%	-8.0%	23.0%	15.8%	6.7%

## Rolling 12-month-performance



Source: BB Biotech AG, 28.02.2021; all figures in CHF %, total return-methodology  
Past performance is not a reliable indicator of future results and can be misleading. Changes in the rate of exchange may have an adverse effect on prices and incomes. All performance figures reflect the reinvestment of dividends and do not take into account the commissions and costs incurred on the issue and redemption of shares, if any. The reference benchmark is used for performance comparison purposes only (dividend reinvested). No benchmark is directly identical to the investment company, thus the performance of a benchmark is not a reliable indicator of future performance of BB Biotech it is compared to. There can be no assurance that a return will be achieved or that a substantial loss of capital will not be incurred.

### Top 10 positions

Ionis Pharmaceuticals		10.4%
Moderna		6.7%
Neurocrine Biosciences		6.5%
Argenx SE		6.1%
Incyte		5.6%
Vertex Pharmaceuticals		4.8%
Alexion Pharmaceuticals		4.5%
Arvinas		4.1%
Fate Therapeutics		4.1%
Agios Pharmaceuticals		4.0%

Total top 10 positions	56.9%
Total positions	35

### Sector breakdown

Small Molecule		40.1%
Antibody		20.9%
RNA		20.9%
Gene- and cell therapy		14.1%
Protein		4.0%

### Currency breakdown

USD		100.0%
-----	--	--------

Source: BB Biotech AG, 31.12.2020;

For illustrative purposes only. Holdings and allocations are subject to change. Any reference to a specific company or security does not constitute a recommendation to buy, sell, hold or directly invest in the company or securities. Where the Sub-Fund is denominated in a currency other than an investor's base currency, changes in the rate of exchange may have an adverse effect on price and income.

### Market commentary

We are seeing continued progress with the SARS-CoV-2 vaccine rollouts. In the US almost 20% of the population has received one or more doses of a SARS-CoV-2 vaccine. BB Biotech's portfolio company Moderna is still one of the leaders in the vaccines field with their mRNA-1273 vaccine being distributed widely.

February was a volatile month for both the biotech sector and BB Biotech with a strong start to the month and then a downturn by the end of February. We continue to see positive fundamental developments in our portfolio companies. On February 19, BB Biotech published its Annual Report 2020 in a digital format – the report can be read here: <https://report.bbbiotech.ch/2020/en/>

BB Biotech has invited shareholders to the company's Annual General Meeting which will take place on March 18, 2021. Due to restrictions around COVID-19, it will not be possible to participate in the meeting physically. The Board of Directors proposes to the Annual General Meeting that a dividend of CHF 3.60 gross per outstanding share be paid to the shareholders. The invitation and agenda for the meeting can be found on BB Biotech's website: [www.bbbiotech.ch](http://www.bbbiotech.ch)

We have highlighted some of the latest news in February from our portfolio companies below.

**Moderna (-10.6%, in USD)** announced during the month of February that new COVID-19 vaccine delivery agreements had been signed with various countries/regions including Switzerland, Singapore, US, Taiwan, Colombia, EU, Canada and Qatar. On February 22, the company announced completion of the manufacturing of clinical trial material for its variant-specific vaccine candidate, mRNA-1273.351, which targets the SARS-CoV-2 variant known as B.1.351 first identified in the Republic of South Africa. Doses have been shipped to the National Institute of Health (NIH) for a Phase I clinical trial that will be led and funded by the NIH's National Institute of Allergy and Infectious Diseases (NIAID).

**Ionis Pharmaceuticals (-12.8%, in USD)** announced on February 22, their annual results including updates on financials, product sales and scientific developments. Ionis confirmed a strong balance sheet with cash of USD 1.9 bn at year-end, enabling increasing investment in advancing the pipeline and technology while also preparing to commercialize the company's wholly owned medicines.

**Nektar Therapeutics (+15.2%, in USD)** announced on February 17, that the company has entered into a clinical trial collaboration and supply agreement with Merck (MSD) for a Phase II/III study of bempegaldesleukin (NKTR-214, BEMPEG), Nektar's investigational IL-2 pathway agent, in combination with Merck's KEYTRUDA® (pembrolizumab) for first-line treatment of patients with metastatic or unresectable recurrent squamous cell carcinoma of the head and neck (SCCHN) whose tumors express PD-L1 (combined positive score [CPS] ≥1). The study is planned to start in the second half of 2021.

### Outlook

BB Biotech's long-term horizon makes it an effective investor and partner for many biotechnology firms – and the investment team believes that the growth case for biotechnology and the company itself is as compelling as ever. The management team is confident that it can continue to offer potentially sector-leading returns moving forward.

## *Risk and return profile*

The investment company's objective is to generate attractive and competitive capital growth in the long term. It is therefore particularly suited to investors with an investment horizon of at least 5 years who want to selectively diversify their portfolio with investments in the biotechnology sector and who are willing to accept the equity risks typical of this sector.

## *Target market*

The investment company is suitable for retail and professional investors in Switzerland as well as for professional and semi-professional investors in Germany and the UK.

## *Board of Directors*

Dr. Erich Hunziker (Chairman)  
Dr. Clive Meanwell  
Dr. Thomas von Planta  
Prof. Dr. Mads Krosggaard Thomsen  
Dr. Susan Galbraith

## *Team Curaçao*

Rudy LeBlanc  
Hugo van Neutegem  
Jan Bootsma  
Nathalie Isidora-Kwidama


## *Investor & Media Relations*



**Dr. Silvia Siegfried-Schanz**  
Investor Relations  
+41 44 267 72 66  
ssc@bellevue.ch



**Claude Mikkelsen**  
Investor Relations  
+44 7557 048 577  
cmi@bellevue.ch



**Maria-Grazia Iten-Alderuccio**  
Investor Relations  
+41 44 267 67 14  
mga@bellevue.ch



**Tanja Chicherio**  
Media Relations  
+41 44 267 67 07  
tch@bellevue.ch


## *Chances*

- Unique opportunity for European investors to access the global biotech sector, a non-cyclical growth industry that is strongly supported by increasing demand, driven by demographic trends and life style changes.
- New innovative drugs and technologies are powering sustainable momentum in the biotech sector.
- Focus on a diversified portfolio of profitable companies as well as small and midcap companies with strong pipelines.
- Management Team with strong scientific and medical expertise. Renowned three-member Board of Directors.
- Attractive dividend policy; Dividend payment of 5% p.a.

## *Inherent risks*

- BB Biotech invests in equities. Equities are subject to strong price fluctuations and so are also exposed to the risk of price losses.
- Biotech equities can be subject to sudden substantial price movements owing to market, sector or company factors.
- BB Biotech invests in foreign currencies, which means a corresponding degree of currency risk against the reference currency.
- The price investors pay or receive, like other listed shares, is determined by supply and demand and may be at a discount or premium to the underlying net asset value of the Company.
- BB Biotech may take a leverage of up to 15%, which may lead to even higher price movements compared to the underlying market.

## *Investment Management*



**Dr. Daniel Koller**  
Head Investment  
Management Team  
Expertise: Hematology




**Dallas Webb**  
Portfolio Manager  
Expertise: Oncology,  
antibiotics, Women's  
Health



**Felicia Flanigan**  
Portfolio Manager  
Expertise: Immune  
Oncology, infectious  
diseases



**Dr. Christian Koch**  
Portfolio Manager  
Expertise: Metabolic  
and cardiovascular  
diseases and Genetic  
Medicines



**Dr. Stephen Taubenfeld**  
Portfolio Manager  
Expertise: Neurology,  
Psychiatry



**Dr. Maurizio Bernasconi**  
Portfolio Manager  
Expertise: Inflammatory  
and autoimmune diseases



**Dr. Samuel Crosset**  
Portfolio Manager  
Expertise: Data science,  
machine learning

Bellevue Asset Management AG is responsible for portfolio management, finance, marketing, sales and administration of BB Biotech AG.

### *Important information*

This marketing document relates to BB Biotech AG (hereinafter the "Company"). As defined under Swiss law, the Company is structured as an holding company with fixed capital (SICAF, cf. Art. 110 ff. of the Swiss Collective Investment Schemes Act, "CISA"), but it is not subject to the CISA due to its listing on the SIX Swiss Exchange, the German Stock Exchange and the Italian Stock Exchange (Art. 2 para. 3 and Art. 110 para. 1c CISA); instead the Company is subject to the supervision of the respective stock exchange authorities.

This marketing document is issued by Bellevue Asset Management AG, which is an authorized asset manager subject to the supervision of the Swiss Financial Market Supervisory Authority (FINMA) and which acts as the Investment Manager of the Company.

The prospectus, statutes, the annual and half-yearly reports, share price information and other data about the Company can be obtained free of charge in English and German from the Company, BB Biotech AG, Schwertstrasse 6, CH-8200 Schaffhausen, from the Investment Manager of the Company, Bellevue Asset Management AG, Seestrasse 16, CH-8700 Küsnacht, or online at [www.bbbiotech.ch](http://www.bbbiotech.ch).

This document is neither directed to, nor intended for distribution to or use by, any person or entity who is a citizen or resident of any locality, state, country or jurisdiction where such distribution, publication, availability or use would be contrary to law or regulation. In particular, it is not intended for distribution to any US person within the meaning of Regulation S of the US Securities Act of 1933, as amended. The information and data presented in this document are not to be considered as an offer to buy or sell or an invitation to buy any securities or financial instruments. The information, opinions and estimates contained in this document reflect a judgment at the original date of release and are subject to change without notice. This information does not take into account the specific or future investment objectives, financial or tax situation or particular needs of any specific recipient and in particular tax treatment depends on individual circumstances and may be subject to change. This document is not to be relied upon in substitution for the exercise of independent judgment. Before making an investment decision, investors are recommended to ascertain if this investment is suitable for them in the light of their financial knowledge and experience, investment goals and financial situation, or to obtain specific advice from an industry professional. The details and opinions contained in this document are not to be considered as a recommendation or as investment advice.

Every investment involves risk, especially with regard to fluctuations in value and return, and investors' capital may be at risk. If the currency of a financial product is different from your reference currency, the return can increase or decrease as a result of currency fluctuations. Past performance is not an indicator of the current or future performance. The performance data are calculated without taking account of commissions and costs that result from subscriptions and redemptions. Commissions and costs have a negative impact on performance.

Any benchmarks/indices cited herein are provided for information purposes only. No benchmark/index is directly comparable to the investment objectives, strategy or the investment universe of the Company. The performance of a benchmark is not an indicator of the Company's past or future performance. Financial transactions should only be undertaken after having carefully studied the current valid prospectus and they are only valid on the basis of the latest version of the prospectus and available annual and interim reports. Please take note of the risk factors.

Copyright © 2021 Bellevue Asset Management AG. All rights reserved.