

## Investment focus

BB Biotech invests worldwide in fast growing companies developing and marketing innovative biotech drugs. At least 90% of its shareholdings must be in listed companies, while always holding more than 50% of its assets in equity investments. The target portfolio of BB Biotech will generally consist of 20 to 35 participations. Large positions will be taken in five to eight companies, the top holdings. Together they will account for no more than two-thirds of the portfolio and no single position will have a weighting greater than 25% of portfolio investments. Due to their substantial portfolio weighting, the top holdings should be generating both revenues and income. The portfolio's smaller participations are companies with promising drug candidates in their R&D pipelines. Investments are selected according to a thorough, multi-level due diligence process, with a particular focus placed on the analysis of financial parameters, the respective competitive environment, the development pipeline, the patent portfolio, and end-client perception. The Fund takes ESG factors into consideration while implementing the aforementioned investment objectives.

## Facts

Share price	EUR 74.40
Net Asset Value (NAV)	EUR 57.25
Premium/(Discount)	30.0%
Market capitalisation	EUR 4'121.8 mn
Investment manager	Bellevue Asset Management AG
AIC sector	Biotechnology
Benchmark (BM)	Nasdaq Biotech Index TR
Foundation	09.11.1993
Fiscal year end	31.12.
Financial reports	Quarterly
Bloomberg	BB IM Equity
Valor	3838999
ISIN code	CH0038389992
WKN	A0NFN3
Legal structure	Incorporate company
Share type	Registered shares
Share structure	55.4 mn
Management fee	All-in 1.10%
EU SFDR 2019/2088	Article 8

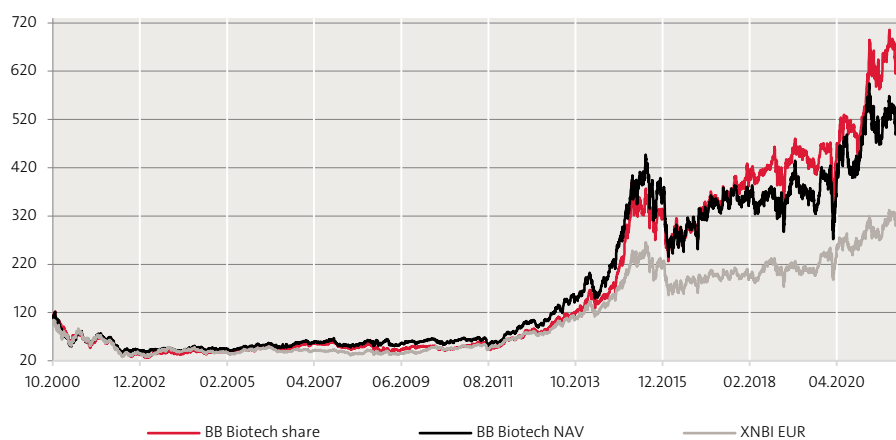
## Key figures

Beta	1.19
Correlation	0.94
Volatility	33.9%
Tracking Error	12.98
Active Share	83.72
Sharpe Ratio	0.57
Information Ratio	0.06
Jensen's Alpha	-2.65

Source: BB Biotech AG, 31.12.2021;

Calculation based on the Net Asset Value (NAV) over the last 3 years.

## Indexed performance since launch



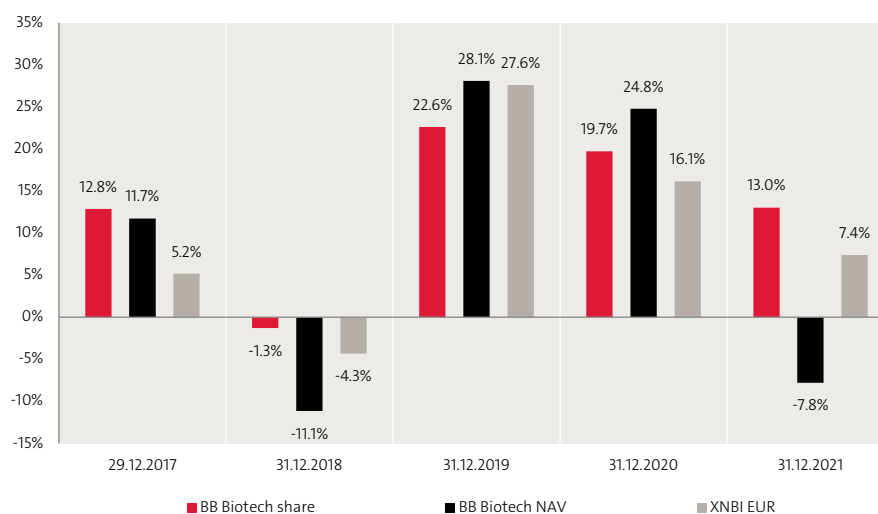
## Cumulated & annualized performance

	Cumulated					Annualized				
	1 month	YTD	1 year	3 years	5 years	since launch	1 year	3 years	5 years	since launch
Share	-1.8%	13.0%	13.0%	65.9%	83.7%	516.2%	13.0%	18.4%	12.9%	8.9%
NAV	-2.2%	-7.8%	-7.8%	47.4%	47.3%	359.1%	-7.8%	13.8%	8.1%	7.4%
BM	-1.9%	7.4%	7.4%	59.1%	62.5%	197.1%	7.4%	16.7%	10.2%	5.3%

## Annual performance

	2016	2017	2018	2019	2020	YTD
Share	1.2%	12.2%	-1.3%	22.6%	19.7%	13.0%
NAV	-17.8%	12.5%	-11.1%	28.1%	24.8%	-7.8%
BM	-19.0%	6.7%	-4.3%	27.6%	16.1%	7.4%











## Rolling 12-month-performance








Source: BB Biotech AG, 31.12.2021; all figures in EUR %, total return-methodology

Past performance is not a reliable indicator of future results and can be misleading. Changes in the rate of exchange may have an adverse effect on prices and incomes. All performance figures reflect the reinvestment of dividends and do not take into account the commissions and costs incurred on the issue and redemption of shares, if any. The reference benchmark is used for performance comparison purposes only (dividend reinvested). No benchmark is directly identical to the investment company, thus the performance of a benchmark is not a reliable indicator of future performance of BB Biotech it is compared to. There can be no assurance that a return will be achieved or that a substantial loss of capital will not be incurred.

## Top 10 positions

Moderna		14.7%
Ionis Pharmaceuticals		7.0%
Argenx SE		6.6%
Neurocrine Biosciences		6.4%
Alnylam Pharmaceuticals		4.8%
Incyte		4.5%
Agios Pharmaceuticals		4.5%
Vertex Pharmaceuticals		4.3%
Fate Therapeutics		4.3%
Arvinas		4.1%
Total top 10 positions		61.1%
Total positions		33

## Sector breakdown

Small Molecule		42.9%
RNA		26.7%
Antibody		17.4%
Gene- and cell therapy		9.6%
Protein		3.4%

## Currency breakdown

USD		100.0%
-----	---	--------

Source: BB Biotech AG, 30.09.2021;

For illustrative purposes only. Holdings and allocations are subject to change. Any reference to a specific company or security does not constitute a recommendation to buy, sell, hold or directly invest in the company or securities. Where the Sub-Fund is denominated in a currency other than an investor's base currency, changes in the rate of exchange may have an adverse effect on price and income.

## Market commentary

The broader stock market had a very positive 2021. With the roll-out of Pfizer/Biontech and Moderna COVID-19 vaccines and COVID-19 therapeutics news headlines appearing on a daily basis, the casual observer could be forgiven for assuming that biotech stocks had a great 2021. That was not the case, unfortunately. There has been a sector rotation in 2021 from growth to value stocks. We are hopeful and have fundamental reasons to believe that 2022 will be a more positive year for the biotech sector and that this growth sector will once again be favored by investors. With pharmaceutical companies flush with cash on their balance sheets, we could also see a year of increased M&A activity in the sector.

We have seen positive developments in a number of our portfolio companies in December – including the FDA approval of Argenx's Vyvgart (Efgartigimod) for the treatment of generalized myasthenia gravis and Intra-Cellular's broad approval of Caplyta for bipolar disorder – and we are hopeful that this positive momentum at the end of 2021 will continue in 2022 fueled by R&D catalysts, new drug approvals and operational progress.

We have highlighted some of the latest news from our portfolio companies below.

**Argenx (+25.4%, in USD)** announced on December 17 that FDA has approved Vyvgart (efgartigimod) for the treatment of generalized myasthenia gravis (gMG) in adult patients who are anti-acetylcholine receptor (AChR) antibody positive. These patients represent approximately 85% of the total gMG population. Vyvgart is the first-and-only FDA-approved neonatal Fc receptor (FcRn) blocker. Generalized myasthenia gravis is a rare and chronic neuromuscular disease characterized by debilitating and potentially life-threatening muscle weakness. Vyvgart is a human IgG1 antibody fragment that binds to FcRn, resulting in the reduction of circulating immunoglobulin G (IgG) antibodies.

**Intra-Cellular Therapies (+29.3%, in USD)** announced on December 20 that FDA approved Caplyta for the treatment of depressive episodes associated with bipolar I or II disorder in adults, as monotherapy and as adjunctive therapy with lithium or valproate. Caplyta is the only medication approved by the FDA to treat depressive disorders associated with bipolar I or bipolar II as both monotherapy and adjunctive therapy with lithium or valproate.

**Ionis Pharmaceuticals (+14.8%, in USD)** announced on December 7 that the company has entered into a strategic collaboration agreement with AstraZeneca to develop and commercialize eplontersen, Ionis' investigational medicine for the treatment of transthyretin amyloidosis (ATTR). Eplontersen is designed to reduce the production of transthyretin, or TTR protein, to treat ATTR, a systemic, progressive and fatal disease. The companies will develop a global strategy for developing, manufacturing and commercializing eplontersen.

## Outlook

We are looking forward to an interesting year ahead with several key milestone events including new drug approvals from BB Biotech's portfolio. We are also looking forward to a year where the pandemic will finally be behind us.

## *Risk and return profile*

The investment company's objective is to generate attractive and competitive capital growth in the long term. It is therefore particularly suited to investors with an investment horizon of at least 5 years who want to selectively diversify their portfolio with investments in the biotechnology sector and who are willing to accept the equity risks typical of this sector.

## *Target market*

The investment company is suitable for retail and professional investors in Switzerland as well as for professional and semi-professional investors in Germany and the UK.

## *Board of Directors*

Dr. Erich Hunziker (Chairman)  
Dr. Clive Meanwell  
Dr. Thomas von Planta  
Prof. Dr. Mads Krosggaard Thomsen

## *Team Curaçao*

Rudy LeBlanc  
Hugo van Neutegem  
Jan Bootsma  
Nathalie Isidora-Kwidama


## *Investor & Media Relations*



**Dr. Silvia Siegfried-Schanz**  
Investor Relations  
+41 44 267 72 66  
ssc@bellevue.ch



**Claude Mikkelsen**  
Investor Relations  
+44 7557 048 577  
cmi@bellevue.ch



**Maria-Grazia Iten-Alderuccio**  
Investor Relations  
+41 44 267 67 14  
mga@bellevue.ch



**Tanja Chicherio**  
Media Relations  
+41 44 267 67 07  
tch@bellevue.ch


## *Chances*

- Unique opportunity for European investors to access the global biotech sector, a non-cyclical growth industry that is strongly supported by increasing demand, driven by demographic trends and life style changes.
- New innovative drugs and technologies are powering sustainable momentum in the biotech sector.
- Focus on a diversified portfolio of profitable companies as well as small and midcap companies with strong pipelines.
- Management Team with strong scientific and medical expertise. Renowned Board of Directors.
- Attractive dividend policy; Dividend payment of 5% p.a.

## *Inherent risks*

- BB Biotech invests in equities. Equities are subject to strong price fluctuations and so are also exposed to the risk of price losses.
- Biotech equities can be subject to sudden substantial price movements owing to market, sector or company factors.
- BB Biotech invests in foreign currencies, which means a corresponding degree of currency risk against the reference currency.
- The price investors pay or receive, like other listed shares, is determined by supply and demand and may be at a discount or premium to the underlying net asset value of the Company.
- BB Biotech may take a leverage of up to 15%, which may lead to even higher price movements compared to the underlying market.

## *Investment Management*




**Dr. Daniel Koller**  
Head Investment  
Management Team  
Expertise: Hematology




**Dallas Webb**  
Portfolio Manager  
Expertise: Oncology,  
antibiotics, Women's  
Health



**Felicia Flanigan**  
Portfolio Manager  
Expertise: Immune  
Oncology, infectious  
diseases



**Dr. Christian Koch**  
Portfolio Manager  
Expertise: Metabolic  
and cardiovascular  
diseases and Genetic  
Medicines



**Dr. Stephen Taubenfeld**  
Portfolio Manager  
Expertise: Neurology,  
Psychiatry



**Dr. Maurizio Bernasconi**  
Portfolio Manager  
Expertise: Inflammatory  
and autoimmune diseases



**Dr. Samuel Crosset**  
Portfolio Manager  
Expertise: Data science,  
machine learning

Bellevue Asset Management AG is responsible for portfolio management, finance, marketing, sales and administration of BB Biotech AG.

## Sustainability Profile – ESG

<b>Norms-based exclusions:</b>	<input checked="" type="checkbox"/> Compliance UNGC, HR, ILO	<input checked="" type="checkbox"/> Controversial weapons
<b>ESG Risk Analysis:</b>	<input checked="" type="checkbox"/> ESG Integration	<input type="checkbox"/> Best-in-Class
<b>Stewardship:</b>	<input checked="" type="checkbox"/> Engagement	<input checked="" type="checkbox"/> Proxy Voting
<b>CO2 intensity (t CO2/mn USD sales):</b>	23.2 t (low)	MSCI ESG coverage: 96%
<b>MSCI ESG Rating (AAA - CCC):</b>	A	MSCI ESG coverage: 96%
<b>EU SFDR 2019/2088 product category:</b>	Article 8	

Based on portfolio data as per 31.12.2021 (quarterly updates) – ESG data base on MSCI ESG Research and are for information purposes only; compliance with global norms according to the principles of UN Global Compact (UNGC), UN Guiding Principles for Business and Human Rights (HR) and standards of International Labor Organisation (ILO); no involvement in controversial weapons; ESG Integration: Sustainability risks are considered while performing stock research and portfolio construction; Best-in-class: systematic exclusion of "ESG laggards"; MSCI ESG Rating ranges from "leaders" (AAA-AA), "average" (A, BBB, BB) to "laggards" (B, CCC). Note: in certain cases the ESG rating methodology may lead to a systematic discrimination of companies or industries, the manager may have good reasons to invest in supposed "laggards". The CO2 intensity expresses MSCI ESG Research's estimate of GHG emissions measured in tons of CO2 per USD 1 million sales; for further information c.f. [www.bellevue.ch/en/corporate-information/sustainability](http://www.bellevue.ch/en/corporate-information/sustainability)

## Important information

This marketing document relates to BB Biotech AG (hereinafter the "Company"). As defined under Swiss law, the Company is structured as an holding company with fixed capital (SICAF, cf. Art. 110 ff. of the Swiss Collective Investment Schemes Act, "CISA"), but it is not subject to the CISA due to its listing on the SIX Swiss Exchange, the German Stock Exchange and the Italian Stock Exchange (Art. 2 para. 3 and Art. 110 para. 1c CISA); instead the Company is subject to the supervision of the respective stock exchange authorities.

This marketing document is issued by Bellevue Asset Management AG, which is an authorized asset manager subject to the supervision of the Swiss Financial Market Supervisory Authority (FINMA) and which acts as the Investment Manager of the Company.

The prospectus, statutes, the annual and half-yearly reports, share price information and other data about the Company can be obtained free of charge in English and German from the Company, BB Biotech AG, Schwertstrasse 6, CH-8200 Schaffhausen, from the Investment Manager of the Company, Bellevue Asset Management AG, Seestrasse 16, CH-8700 Küsnacht, or online at [www.bbbiotech.ch](http://www.bbbiotech.ch).

This document is neither directed to, nor intended for distribution to or use by, any person or entity who is a citizen or resident of any locality, state, country or jurisdiction where such distribution, publication, availability or use would be contrary to law or regulation. In particular, it is not intended for distribution to any US person within the meaning of Regulation S of the US Securities Act of 1933, as amended. The information and data presented in this document are not to be considered as an offer to buy or sell or an invitation to buy any securities or financial instruments. The information, opinions and estimates contained in this document reflect a judgment at the original date of release and are subject to change without notice. This information does not take into account the specific or future investment objectives, financial or tax situation or particular needs of any specific recipient and in particular tax treatment depends on individual circumstances and may be subject to change. This document is not to be relied upon in substitution for the exercise of independent judgment. Before making an investment decision, investors are recommended to ascertain if this investment is suitable for them in the light of their financial knowledge and experience, investment goals and financial situation, or to obtain specific advice from an industry professional. The details and opinions contained in this document are not to be considered as a recommendation or as investment advice.

Every investment involves risk, especially with regard to fluctuations in value and return, and investors' capital may be at risk. If the currency of a financial product is different from your reference currency, the return can increase or decrease as a result of currency fluctuations. Past performance is not an indicator of the current or future performance. The performance data are calculated without taking account of commissions and costs that result from subscriptions and redemptions. Commissions and costs have a negative impact on performance.

Any benchmarks/indices cited herein are provided for information purposes only. No benchmark/index is directly comparable to the investment objectives, strategy or the investment universe of the Company. The performance of a benchmark is not an indicator of the Company's past or future performance. Financial transactions should only be undertaken after having carefully studied the current valid prospectus and they are only valid on the basis of the latest version of the prospectus and available annual and interim reports. Please take note of the risk factors.

© 2022 MSCI ESG Research LLC. Reproduced by permission. Although Bellevue Asset Management information providers, including without limitation, MSCI ESG Research LLC and its affiliates (the "ESG Parties"), obtain information from sources they consider reliable, none of the ESG Parties warrants or guarantees the originality, accuracy and/or completeness of any data herein. None of the ESG Parties makes any express or implied warranties of any kind, and the ESG Parties hereby expressly disclaim all warranties of merchantability and fitness for a particular purpose, with respect to any data herein. None of the ESG Parties shall have any liability for any errors or omissions in connection with any data herein. Further, without limiting any of the foregoing, in no event shall any of the ESG Parties have any liability for any direct, indirect, special, punitive, consequential or any other damages (including lost profits) even if notified of the possibility of such damages.

Copyright © 2022 Bellevue Asset Management AG. All rights reserved.